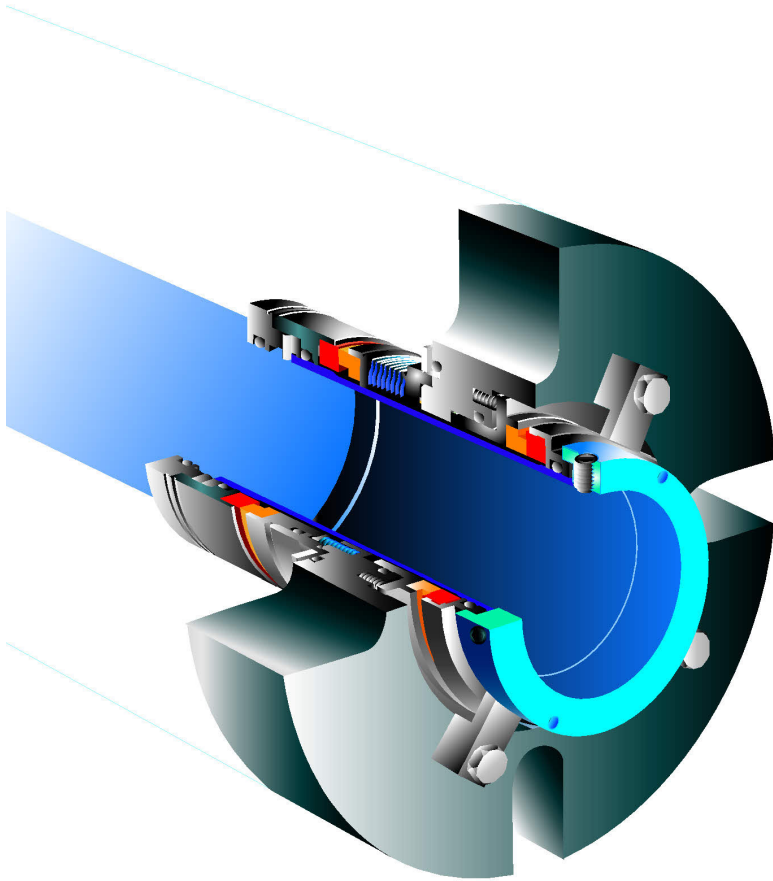





## **Styles 73P & 75P Dual Cartridge Seals**



*environmental protection*





## Environmental Protection

Flex-A-Seal is a respected leader in the design and manufacture of cartridge seals for critical toxic and fugitive emission applications where single seals are not acceptable. The simple idea of a second layer of protection provides the level of assurance that the world has come to

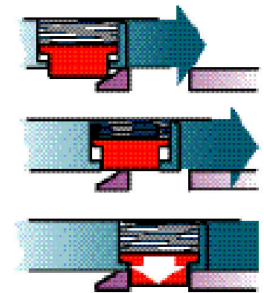
### Back Up System

expect. The Style 73P offers the advantages of an inboard stationary metal bellows design, while the Style 75P offers the efficiency and economy of springs isolated from the product. We have concentrated on the customer's need for easy installation and low maintenance that can be operated in a pressurized or non-pressurized state. These designs fit pumps with standard and enlarged bores without modification. Retained faces eliminate the need for troublesome drive pins. Traditional cup point set screws in rotating units are replaced by a patent pending Plunger-Lock drive. The torque transmission strength is increased 5 fold over traditional cup point set screws. Most importantly, it allows for quick/easy assembly and seal-kit replacement.

The entire drive mechanism is out of product. This system eliminates any possibility of sleeve distortion from over-tightened set screws. There are no set screws to "back out". The spring-loaded mechanism keeps the lug "trapped" in position. Both


### Peace of Mind

double cartridge seal designs are hydraulically balanced and the shrouded face provides additional protection. Creative solutions offer the best hope for the preservation of our natural resources.



**No more difficult set screws. Our unique, Plunger-Lock Drive makes assembly easy.**

(Patent Pending)



**A more economical SMD is also available for lighter duty services**

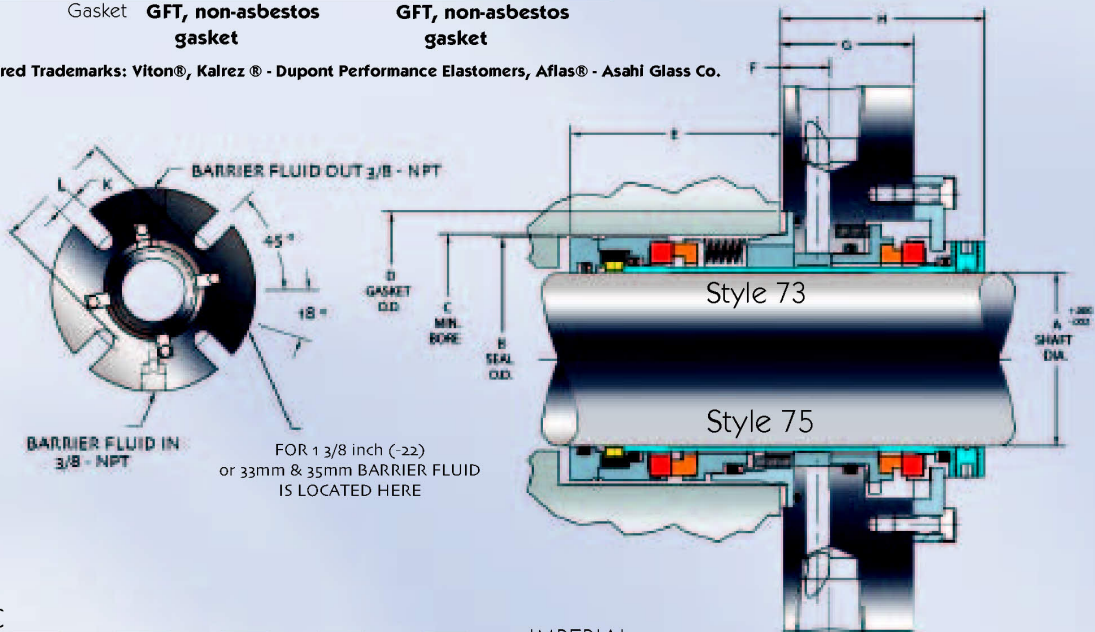
Materials of Construction

	Style 73P	Style 75P
Rotary Faces	<b>Silicon Carbide</b>	<b>Silicon Carbide</b>
Stationary Faces	<b>Carbon</b>	<b>Carbon</b>
	<b>Ni Tungsten Carbide</b>	<b>Ni Tungsten Carbide</b>
	<b>Silicon Carbide</b>	<b>Silicon Carbide</b>
Springs	<b>N/A</b>	<b>Alloy 276</b>
Bellows	<b>Alloy 276</b> Exotic Alloys Available	<b>N/A</b>
Metal Parts	<b>316 SS</b> Exotic Alloys Available	<b>316 SS</b> Exotic Alloys Available
"O" Rings	<b>Viton®, EPR, Kalrez®, AFLAS®, TJV</b>	<b>Viton®, EPR, Kalrez®, AFLAS®, TJV</b>
Gasket	<b>GFT, non-asbestos gasket</b>	<b>GFT, non-asbestos gasket</b>

Operating Conditions

	Style 73P	Style 75P
*Max. Temp.	<b>400°F (204°C)</b> consult factory for higher temperatures.	<b>400°F (204°C)</b> consult factory for higher temperatures.
*Max. Pressure	<b>300 PSI (20 bar)</b>	<b>300 PSI (20 bar)</b>
Differential Pressure	<b>15 - 25 PSIG</b>	<b>N/A</b>
	recommended: consult factory if greater.	
*Max. Speed	<b>up to 3600 rpm</b>	<b>up to 3600 rpm</b>
	* Maximum temperature / pressure / speed indicates operating extremes independently and does not imply the seal will function at these extremes at the same time. Contact Flex-A-Seal Engineering if in doubt.	

Registered Trademarks: Viton®, Kalrez® - Dupont Performance Elastomers, Aflas® - Asahi Glass Co.



METRIC

Size	A	B	C	D	E	F	G	H	J	K	L
24	24.0	43.2	44.5	56.6	53.8	12.7	34.0	50.8	101.6	11.1	60.3
25	25.0	43.2	44.5	56.6	53.8	12.7	34.0	50.8	101.6	11.1	60.3
28	28.0	43.2	44.5	56.6	51.8	20.2	33.2	51.6	108.0	11.1	62.7
30	30.0	49.5	50.8	59.8	53.8	12.7	34.0	50.8	108.0	11.1	65.6
32	32.0	49.5	50.8	59.8	53.8	12.7	34.0	50.8	108.0	11.1	65.6
33	33.0	49.5	50.8	63.0	51.8	20.2	33.2	51.6	108.0	11.1	68.9
35	35.0	49.5	50.8	63.0	51.8	20.2	33.2	51.6	108.0	11.1	68.9
38	38.0	55.9	57.2	66.2	53.8	12.7	34.0	50.8	114.3	14.3	74.9
40	40.0	59.1	60.3	72.5	53.8	12.7	34.0	50.8	127.0	14.3	78.1
43	43.0	62.2	63.5	75.9	53.8	12.7	34.0	50.8	139.7	14.3	81.0
45	45.0	62.2	63.5	75.9	53.8	12.7	34.0	50.8	139.7	14.3	81.0
48	48.0	65.4	66.7	78.9	53.8	12.7	34.0	50.8	139.7	14.3	84.2
50	50.0	68.6	69.9	82.0	53.8	12.7	34.0	50.8	139.7	14.3	90.7
53	53.0	71.8	73.0	88.6	53.8	12.7	34.0	50.8	152.4	17.5	93.7
55	55.0	74.9	76.2	91.6	53.8	12.7	34.0	50.8	158.8	17.5	96.9
58	58.0	81.2	82.6	94.7	53.8	12.7	34.0	50.8	158.8	17.5	100.0
60	60.0	81.2	82.6	94.7	53.8	12.7	34.0	50.8	158.8	17.5	100.0
63	63.0	84.3	85.7	97.9	53.8	12.7	34.0	50.8	165.1	17.5	100.0
65	65.0	90.4	92.1	103.4	53.8	12.7	34.0	50.8	165.1	17.5	106.4
68	68.0	92.7	95.2	109.7	53.8	12.7	34.0	50.8	190.5	17.5	112.7
70	70.0	92.7	95.2	109.7	53.8	12.7	34.0	50.8	190.5	17.5	112.7
72	72.0	96.1	98.4	113.0	61.0	12.7	41.7	60.1	190.5	17.5	117.5
75	75.0	99.1	101.6	119.4	61.0	12.7	41.7	60.1	203.2	17.5	128.6
80	80.0	106.0	108.0	125.7	62.7	12.7	41.7	60.1	209.6	17.5	131.7
85	85.0	109.2	111.1	128.9	62.3	12.7	41.7	60.1	215.9	20.6	134.9
90	90.0	115.7	117.5	135.3	62.3	12.7	41.7	60.1	215.9	20.6	141.3
95	95.0	118.9	120.6	138.4	61.0	12.7	41.7	60.1	222.2	20.6	164.3

IMPERIAL

Size	A	B	C	D	E	F	G	H	J	K	L
-16	1.000	1.700	1.750	2.230	2.120	500	1.340	2.000	4.000	.437	2.375
-18	1.250	1.700	1.750	2.230	2.041	796	1.309	2.031	4.250	.437	2.463
-20	1.250	1.950	2.000	2.355	2.120	500	1.340	2.000	4.250	.437	2.583
-22	1.375	1.950	2.000	2.480	2.041	796	1.309	2.031	4.250	.437	2.713
-24	1.500	2.200	2.250	2.605	2.120	500	1.340	2.000	4.500	.562	2.950
-26	1.625	2.325	2.375	2.855	2.120	500	1.340	2.000	5.000	.562	3.075
-28	1.750	2.450	2.500	2.990	2.120	500	1.340	2.000	5.500	.562	3.188
-30	1.875	2.575	2.625	3.105	2.120	500	1.340	2.000	5.500	.562	3.313
-32	2.000	2.700	2.750	3.230	2.120	500	1.340	2.000	5.500	.562	3.570
-34	2.125	2.825	2.875	3.490	2.120	500	1.340	2.000	6.000	.687	3.688
-36	2.250	2.950	3.000	3.605	2.120	500	1.340	2.000	6.250	.687	3.813
-38	2.375	3.195	3.250	3.730	2.120	500	1.340	2.000	6.250	.687	3.938
-40	2.500	3.320	3.375	3.855	2.120	500	1.340	2.000	6.500	.687	3.938
-42	2.625	3.560	3.625	4.070	2.120	500	1.340	2.000	6.500	.687	4.188
-44	2.750	3.650	3.750	4.320	2.120	500	1.340	2.000	7.500	.687	4.438
-46	2.875	3.785	3.875	4.450	2.402	500	1.643	2.366	7.500	.687	4.625
-48	3.000	3.900	4.000	4.700	2.402	500	1.643	2.366	8.000	.687	5.062
-50	3.125	4.050	4.125	4.825	2.452	500	1.643	2.366	8.000	.687	5.062
-52	3.250	4.175	4.250	4.950	2.469	500	1.643	2.366	8.250	.687	5.188
-54	3.375	4.300	4.375	5.075	2.452	500	1.643	2.366	8.500	.812	5.312
-56	3.500	4.430	4.500	5.200	2.402	500	1.643	2.366	8.500	.812	5.438
-58	3.625	4.555	4.625	5.325	2.452	500	1.643	2.366	8.500	.812	5.562
-60	3.750	4.680	4.750	5.450	2.402	500	1.643	2.366	8.750	.812	5.687
-62	3.875	4.805	5.125	5.575	2.452	500	1.643	2.366	8.750	.812	5.812
-64	4.000	5.150	5.250	5.950	2.452	500	1.643	2.366	9.000	.812	6.062
-72	4.500	5.680	5.750	6.450	2.552	500	1.643	2.366	9.500	.812	6.500

Contact Flex-A-Seal or visit us at [www.flexaseal.com](http://www.flexaseal.com) for specification or dimensional updates. ANSI big bore is available.



A High performance dual mechanical seal like Flex-A-Seal Styles 73P and 75P demands a barrier support system that maximizes the performance.

Flex-A-Seal has a wide range of system control options to handle all operating conditions. Technical specifications are available upon request.

## Dual Seal Reservoirs

*ANSI LITE, ANSI API 610, API 682*


### Custom designed options that include:

- 2-5 Gallon stainless steel / carbon steel tanks
- Cooling coils
- Tubular / weld pad sight gauges
- Pressure gauges / switches
- Level gauges / switches
- Block and bleed valves
- Flange / NPT connections

- Complete API plan 52 / 53 systems
- Barrier fluid tank stands
- U / UM stamped vessels
- WCS2 3 gallon tank water conservation system

### Other Available Sealing Support Equipment

- Flowmeters
- Heat exchangers
- Cyclone separators
- Automatic oilers
- Bearing isolators
- Forced Lubrication Systems
- Pack Ryt bearings / bushings



## Manufacturing and stocking centers

### USA

1 Jackson Street PO Box 184  
Essex Junction, VT 05453-0184 USA  
Phone: 1-800-426-3594 • 1-802-878-8307  
Fax: 1-802-878-2479  
Email: [sales@flexaseal.com](mailto:sales@flexaseal.com)

### BRAZIL

Rua Javaés, 441/443  
Bom Retiro, Sao Paulo  
Brazil CEP 0130-010  
Phone: 55-11-3736-7373 • 55-11-3736-7371  
Fax: 55-11-3101-1297  
Email: [vendas@flexaseal.com.br](mailto:vendas@flexaseal.com.br)

### DISTRIBUTED BY:

