



MAGNUM-S

EASY FLEX HIGH SPEED
CARTRIDGE BEARING SEAL



ISOMAG bearing seals eliminate the problems caused by leaking bearing seals.

ISOMAG products seal in lubricants and seal out contaminants better than previously available technologies.

All **ISOMAG** seals are **lapped flat face** magnetic seals that provide maximum long-term sealing and **increased equipment life**.

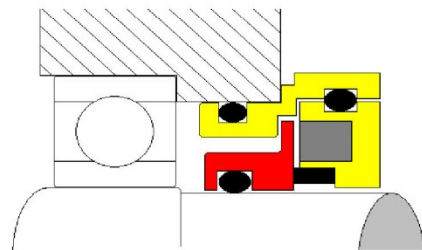
We **fit more sizes and types** of equipment than any other flat face bearing seal.

All **ISOMAG** cartridge seals feature our **patented controlled range magnetic sealing** faces that correctly sets the seal forever. This no worry feature keeps the seal working properly when the shaft is adjusted.

ISOMAG MAGNUM seals are designed to last for years and **not damage your shaft**. They work as a compact one-piece unit that installs as easily as a lip seal.

The **MAGNUM-S** features all metal primary construction and internal magnetically loaded sealing faces with **no exposed moving parts**.

MAGNUM-S is now improved with **EASY FLEX** magnetically aligning faces. The increased flexibility allows the **Magnum-S** to handle higher shaft speeds, more misalignment and more applications.



MAGNUM-S

EASY FLEX

U.S. Patents
5,730,447
6,805,358

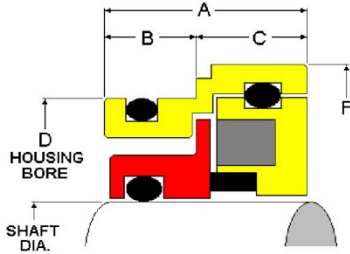
OIL FLOODED
OIL MIST
OIL SPLASH
GREASE

HORIZONTAL
OR
VERTICAL

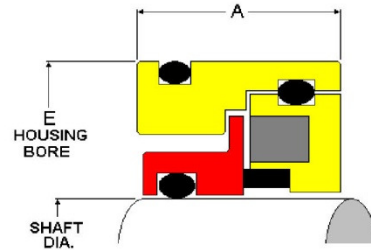
CUSTOM SIZES
BUILT TO FIT



bekaert seals
PUMPING & MIXING



**AVAILABLE
TO FIT ANY
SHAFT SIZE
3/4" to 15"**



STANDARD FLANGED SEAL

STANDARD NON-FLANGED SEAL

STANDARD DIMENSIONS INCH SIZE SEALS

SHAFT DIA.	A	B	C	D MIN. BORE DIA.	E MIN. BORE DIA.	F
.745" to 2.005"	.685	.310	.375	SHAFT DIA. +0.750	SHAFT DIA. +1.000	D+0.250
2.006" to 2.880"	.740	.340	.400	SHAFT DIA. +0.750	SHAFT DIA. +1.000	D+0.250
2.881" to 7.005"	.950	.500	.450	SHAFT DIA. +1.000	SHAFT DIA. +1.320	D+0.320
7.006" to 15.000"	1.125	.500	.625	SHAFT DIA. +1.250	SHAFT DIA. +1.750	D+0.500

STANDARD DIMENSIONS METRIC SIZE SEALS mm

SHAFT DIA.	A	B	C	D MIN. BORE DIA.	E MIN. BORE DIA.	F
19 to 50 mm	17.4	7.9	9.5	SHAFT DIA. +19.00	SHAFT DIA. +25.40	D+6.350
51 to 73 mm	18.8	8.6	10.2	SHAFT DIA. +19.00	SHAFT DIA. +25.40	D+6.350
74 to 177 mm	24.2	12.7	11.5	SHAFT DIA. +25.40	SHAFT DIA. +33.53	D+8.130
178 to 380 mm	28.6	12.7	15.9	SHAFT DIA. +31.75	SHAFT DIA. +44.45	D+12.70

SPECIFICATIONS

Rotary face:	Heat treated 17-4ph
Stationary face:	TFE composite
Primary metal construction:	660 bronze std.
Elastomers:	Viton std.
Magnets:	Samarium cobalt rated to 450 F

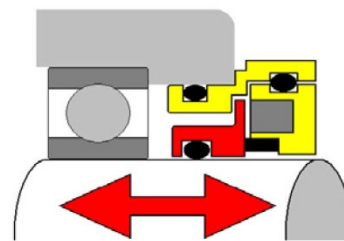
MAXIMUM RATINGS

Temperature:	All materials rated to 300 F
Pressure:	20 psi static
Speed lubricated:	Engineered seals up to 12,000 fpm Standard seals up to 4,000 fpm
Speed dry:	Engineered seals up to 4,000 fpm Standard seals up to 2,000 fpm

SEAL SELECTION CHART

APPLICATION	MAG-C	MAG-D	MAG-G	MAG-S
HIGH SPEED	2	2	3	1
HIGH VISCOSITY	2	2	1	3
OIL FLOODED	2	2	1	1
OIL SPLASH	1	1	1	1
OIL MIST	1	1	3	1
GREASE	1	1	1	2
HORIZONTAL	1	1	1	1
VERTICAL UP	1	1	3	3
VERTICAL DOWN	3	3	1	1
DUSTY ENVIRONMENT	1	1	2	2
HEAVY WASH DOWN	2	1	2	3

1 - Best 2 - Good 3 - Not Recommended



**HANDLES AXIAL
SHAFT MOVEMENT**

